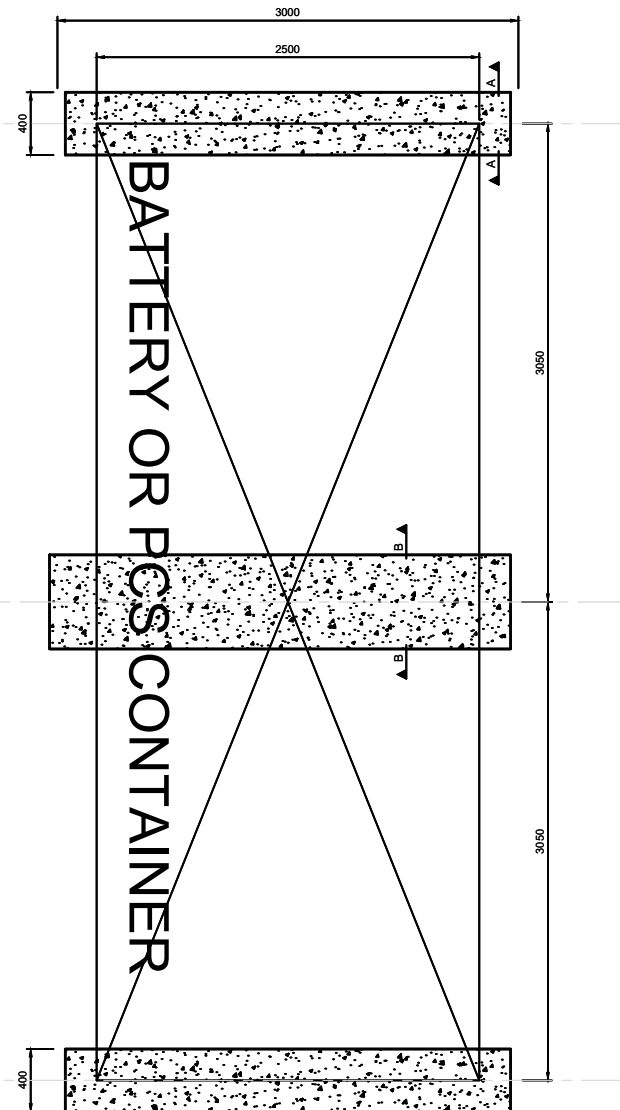
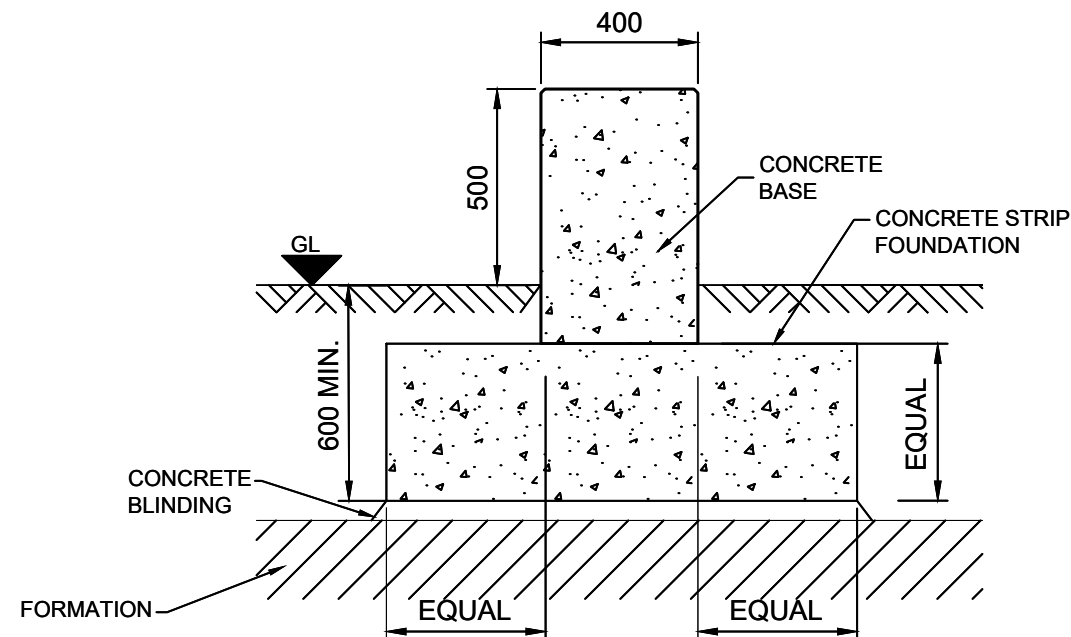
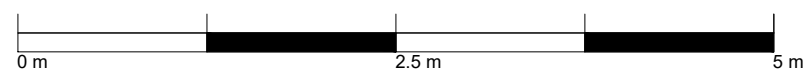


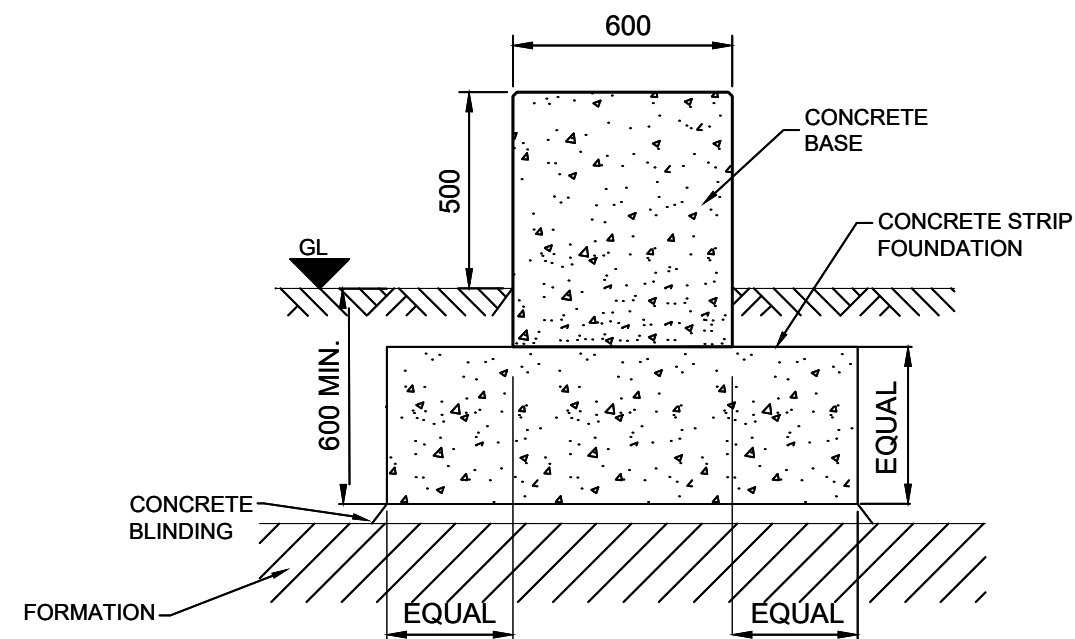
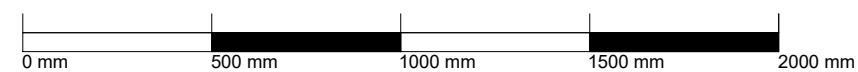
INDICATIVE BESS & PCS FOUNDATIONS PLAN AND SECTIONS



INDICATIVE BESS AND PCS FOUNDATION PLAN
SCALE 1:50 @ A3



SECTION A-A THROUGH BESS & PCS FOUNDATION
SCALE 1:20 @ A3



SECTION B-B THROUGH BESS & PCS FOUNDATION

NOTES:

1. THIS DRAWING IS INDICATIVE FOR PLANNING PURPOSES ONLY, NOT FOR CONSTRUCTION.
2. FINAL SELECTION OF EQUIPMENT SUBJECT TO DETAILED DESIGN POST PLANNING PERMISSION.
3. DO NOT SCALE FROM THIS DRAWING.
4. DRAWING SHOWS INDICATIVE FOUNDATION DETAILS FOR BOTH BATTERY ENERGY STORAGE SYSTEM (BESS) CONTAINERS AND POWER CONVERSION SYSTEM (PCS) CONTAINERS.
5. DRAWING SHOWS DESIGN INTENT BASED ON STANDARD 8' HIGH CUBE SHIPPING CONTAINER TYPE DESIGN. DIMENSIONS MAY CHANGE IF ALTERNATIVE PCS OR BESS CONTAINER FOOTPRINT IS SELECTED AT DETAILED DESIGN STAGE

Title:

INDICATIVE BESS & PCS FOUNDATIONS PLAN AND SECTIONS

Project:

LIMEKILN BESS

Source:

Client:

Drawn by:

SPD

Date:

JULY 2025

Number:

12

Scale:

AS INDICATED @ A3

Revision no:

1

